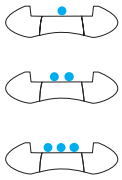
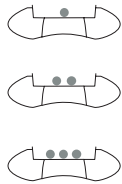


Ellipse EL27

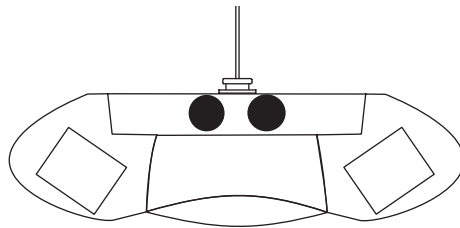
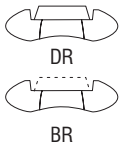
T5 options




T8 options



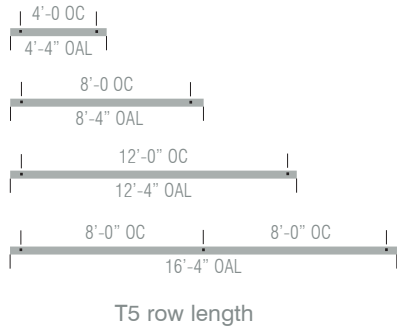
EL27 special shielding options



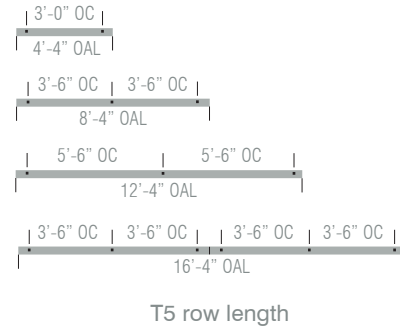
Pendant
2 3/16" H. x 7 5/8" W.



Wall Mount
2 3/16" H. x 7 5/8" W.



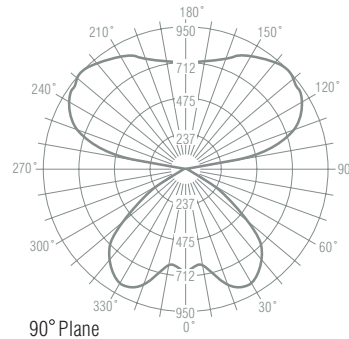
T5 row length



T5 row length

For design use only. Not for construction. See www.lineartg.com for engineering drawings specific to job.

- Extruded aluminum housing
- Bidirectional lighting
- 1, 2, or 3 T5/T5HO or T8 lamps
- Die-cast joiners
- Pre-wired with quick-connect plugs
- UL/CUL labels
- Weight per foot: 3.6 lbs. approx.



EL27-B-2-ET5-PVL

Efficiency: 88.1%

Max. candlepower at 135°: 950

Indirect: 68%

Direct: 32%

See www.lineartg.com for complete photometrics.

Catalog No.	Dir.	Lamps	Ballast	Voltage	Shielding	Mounting	Color	Add'l options	Row length
EL27	B	-	-	-		-	-	-	-
Fixture	Lamps & Electrical Options				Mechanical & Aesthetic Options			Add'l	Feet
Direction	Bidirectional				Indirect	NS No Shielding, BR , DR [†]			Fixture Lengths 2', 3', 4', 5', 6', 7', 8', 9', 10', 11', 12'
Lamps	1, 2 or 3				Shielding	See tab for top shielding illustrations			
Ballast	ET5 Electronic T5 ET5HO High Output T5 ET8 Electronic T8				Direct	PRD, PRT, DIF, PVL, PXL, PBL, PVLIC, PVLIG See tab for perf and louver illustrations			
Voltage	120 or 277 347				Mounting	Cxx Cable Sxx Stem Bxx Stem Ball Aligner WMT Wall Mount <i>xx = inches, ceiling to top of fixture</i>	NO No Option CB Checkerboard Circuit "A" or "B" DC Dust Cover EC Emergency Circuits ED Electronic Dimming* EM Emergency Ballast** FU Fusing ISB10 Inst Start Blst <10% [†] LO Louver Overlay LS LutronEcoSys Sensor Feed LW Louver Painted White NL Night Light PBIS Prem Blst. Instant Start PBPS Prem Ballast Prog Start PSB10 Prog Start Blst <10% [†] SC Separate Circuits SF Special Feature <i>Please define</i>		
					Color	BW Baked White AP Aluminum Paint CC Custom Color See color selector			

* Dimming ballasts may not be available for all T5/T5HO lamp lengths. Consult factory.

** EM packs may not be available for all T5/T5HO lamp lengths. Consult factory.

[†]ISB10 and PSB10 available with T8 only.

^{††}BR and DR not available with 3T8 lamping option.

Linear Lighting Corp.

31-30 Hunters Point Ave., Long Island City, NY 11101 ©9/10

718-361-7552 Fax 718-937-2747 Web: www.lineartg.com

See www.lineartg.com for IES files and additional information.